










Name: _____

Date: _____

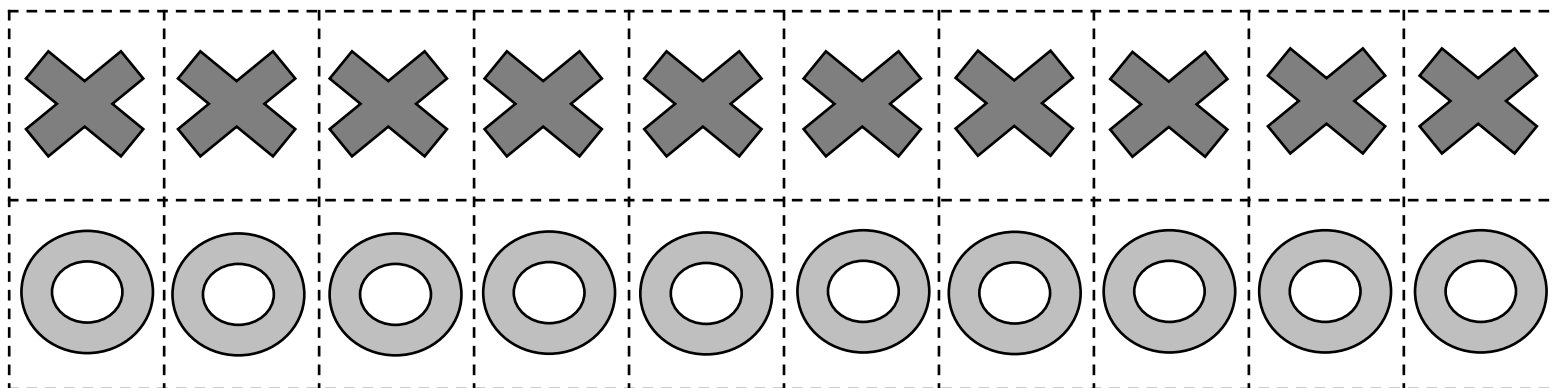
The hungry ant



- Draw some food in the empty boxes below.
- Think of different ways you can group the items of food.
- Carefully cut out the Xs and Os.
- Play


 Tomato	 Chicken		 Carrot	 Chocolate
	 Pizza	 Broccoli		

Cut out the squares.













Name: _____ Date: _____

The hungry ant



- Think of different ways you can group the items of food.
- Carefully cut out the squares.
- Play with your friends.

				
Tomato	Chicken	Ice cream	Carrot	Chocolate
				
Orange	Pizza	Broccoli	Soup	Burger

Cut out the squares.

